

1X34V

DESCRIZIONE Vasca quadra raggio "15" vintage incasso filo e sottotop da 34x40cm
DESCRIPTION 34x40cm built-in flush and undermount vintage square bowl with radius "15"

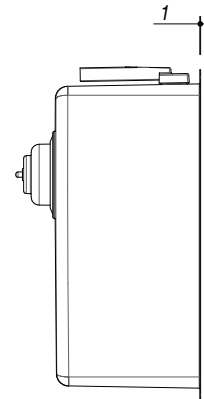
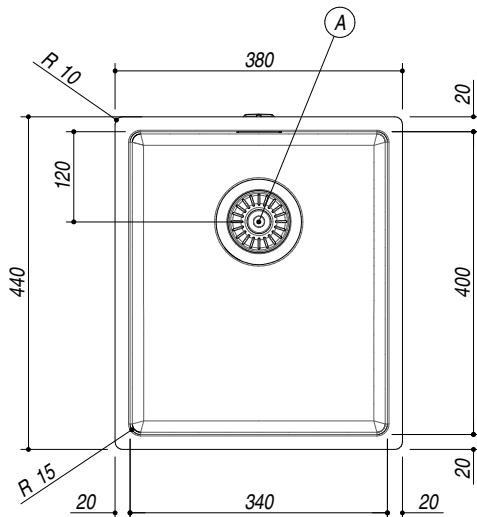
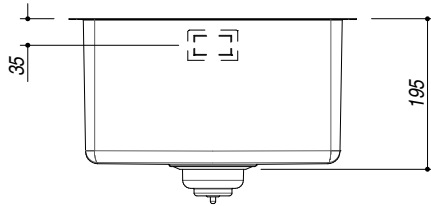
PESO LORDO 5.5 KG
GROSS WEIGHT

DIMENSIONI IMBALLO 430x495x270 mm
PACKAGING DIMENSIONS



! E' NECESSARIO FARE UNO SCANSO NEL TOP IN CORRISPONDENZA DEL TROPPOPIENO
YOU SHOULD MAKE A SLOT IN THE TOP WHERE THE OVERFLOW IS INSTALLED

- Acciaio inox AISI 304 di spessore elevato (AISI 304 extra thick stainless steel)
- Dimensione vasca: 34x40x19,5 h (Bowl dimensions: 34x40x19,5 h cm bowl)
- Dotazioni: pilettona 3"1/2, troppo-pieno con scarico perimetrale (Equipment: 3.5" basket strainer waste, perimeter overflow) (A)
- Base per inserimento vasca: (Base unit for bowl:)
- Sottotop(Undermount): 50 - Incasso Filo (built-in flush): 45
- Sottotop: 33.6x39.6 cm (Undermounted: 33,6x39,6 cm)
- Incasso: 36x42 cm (Built-in: 36x42 cm)
- Filo: 44.3x38.3 cm (Flush: 44.3x38.3 cm)



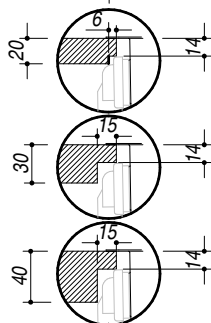
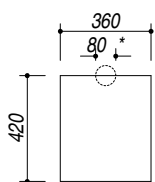
SCALA DISEGNO 1:10
DRAWING SCALE

TUTTE LE MISURE IN mm
ALL MEASURES IN mm

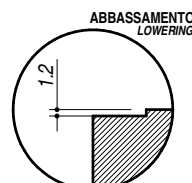
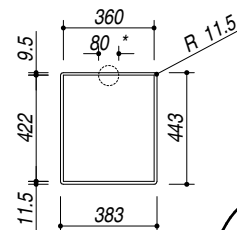
TOLLERANZA LINEARE: ± 0.5 mm
LINEAR TOLERANCE

TOLLERANZA ANGOLARE: ± 0.2 °
ANGULAR TOLERANCE

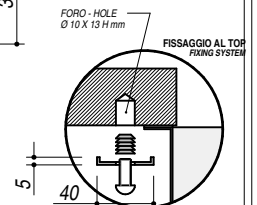
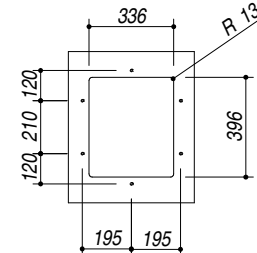
FORATURA PER INSTALLAZIONE INCASSO
BUILT-IN CUTOUT FOR TOP



FORATURA PER INSTALLAZIONE A FILO
FLUSH CUTOUT FOR TOP



FORATURA PER INSTALLAZIONE SOTTOTOP
UNDERMOUNT CUTOUT FOR TOP



1:30