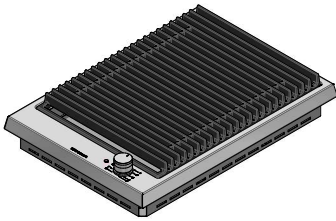


1PTIBQ

DESCRIZIONE Piano cottura Thalys incasso da 37 barbecue
DESCRIPTION 37 cm Thalys built-in hob barbecue

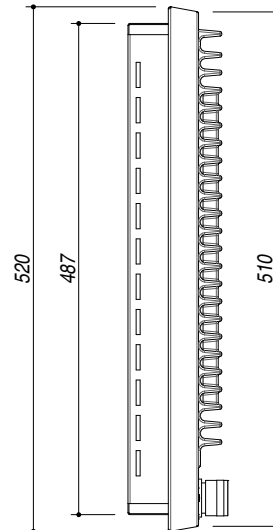
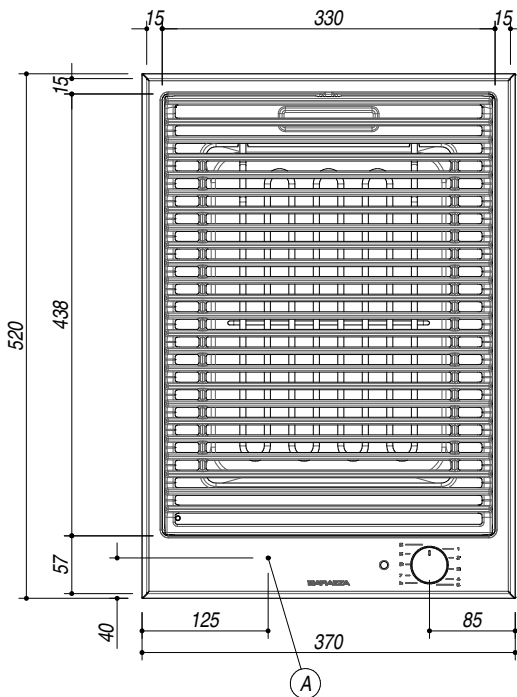
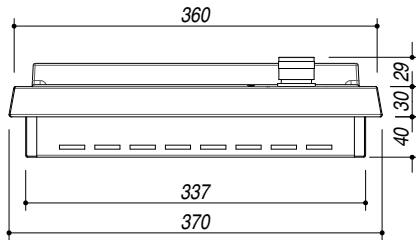
PESO LORDO 17 kg
GROSS WEIGHT

DIMENSIONI IMBALLO 570x750x180
PACKAGING DIMENSIONS



(A) ALLACCIAMENTO ELETTRICO (ELECTRICAL CONNECTION)

- Acciaio Inox AISI 316 di spessore elevato (*Thick Stainless Steel AISI 316*)
- Barbecue con resistenza elettrica (barbecue with electric resistance)
- Griglia: Ghisa (cast iron grill)
- Pietra lavica per assorbimento liquidi di cottura (lava stone for absorbing cooking liquid)
- Vassoio removibile in acciaio Inox AISI 304 (removable tray in stainless steel AISI 304)
- Regolazione progressiva da 0 a 9 (progressive adjustment from 0 to 9)
- Spia accensione resistenza (resistance switch on light)
- Potenza massima assorbita: 2,4 kW (maximum absorbed power: 2,4 kW)
- Dotazioni: Spina corrente con presa Schuko, telo impermeabile di copertura, ganci di fissaggio, guarnizione (Power plug with Schuko socket, waterproof cover sheet, fixing clips, seal)
- Incasso: 34x49 cm (*34x49 cm cut-out*)



SCALA DISEGNO 1:7.5
DRAWING SCALE

TUTTE LE MISURE IN mm
ALL MEASURES IN mm

TOLLERANZA LINEARE: ± 0.5 mm
LINEAR TOLLERANCE

TOLLERANZA ANGOLARE: ± 0.2 °
ANGULAR TOLLERANCE

FORATURA PER INSTALLAZIONE AD INCASSO
BUILT-IN CUTOUT FOR TOP

