

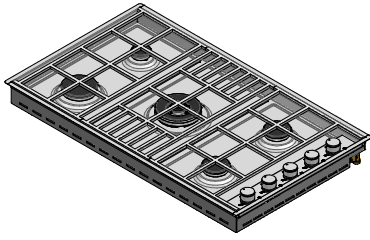
1PLB5I

Rev.1

DESCRIZIONE Piano cottura Lab incasso e filo da 90 - 4 gas + doppia corona
DESCRIPTION 90 cm Lab built-in and flush hob - 4 gas burners + double ring

PESO LORDO 20.6 Kg
GROSS WEIGHT

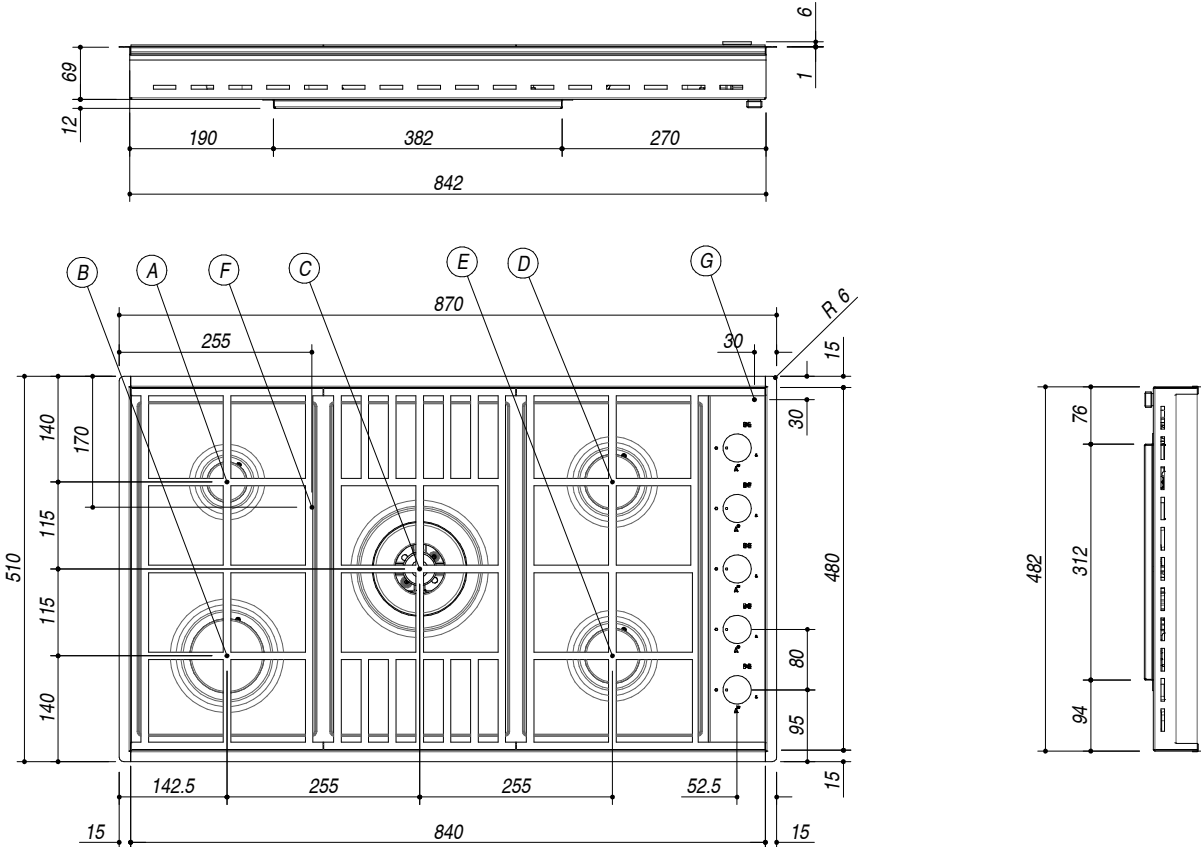
DIMENSIONI IMBALLO 950x580x170 mm
PACKAGING DIMENSIONS



- (A) BRUCIATORE AUSILIARIO 1 kW AUXILIARY BURNER
- (B) BRUCIATORE RAPIDO 2.5 kW RAPID BURNER
- (C) BRUCIATORE DOPPIA CORONA 3.5 kW DOUBLE RING BURNER
- (D) BRUCIATORE SEMIRAPIDO 1.75 kW SEMIRAPID BURNER
- (E) BRUCIATORE SEMIRAPIDO 1.75 kW SEMIRAPID BURNER
- (F) ALLACCIAMENTO ELETTRICO ELECTRICAL CONNECTION
- (G) CONNESSIONE GAS GAS CONNECTION

- Acciaio Inox AISI 304 di spessore elevato (AISI 304 extra thick stainless steel)
- Comandi: superiori laterali integrati (Integrated side control panel)
- Incasso: 85x49 cm (Cut-out: 85x49 cm)
- Filotop: 87.3x51.3 cm (Flush: 87.3x51.3)

Griglie in acciaio inox e spartifiamma in ghisa
 Stainless steel pan supports and cast iron burner caps




SCALA DISEGNO 1:10
DRAWING SCALE

TUTTE LE MISURE IN mm
ALL MEASURES IN mm

TOLLERANZA LINEARE: ± 0.5 mm
LINEAR TOLERANCE

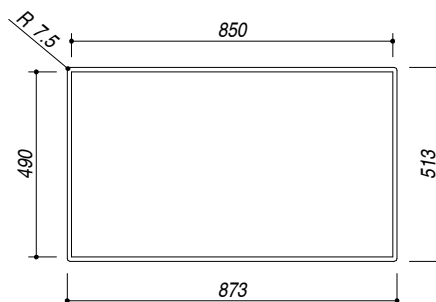
TOLLERANZA ANGOLARE: ± 0.2 °
ANGULAR TOLERANCE

FORATURA PER INSTALLAZIONE AD INCASSO
BUILT-IN CUTOUT FOR TOP



1:20

FORATURA PER INSTALLAZIONE A FILO
FLUSH CUTOUT FOR TOP



1:20

ABBASSAMENTO
LOWERING

