

1PIDS90N

DESCRIZIONE Piano cottura Induzione Space Incasso da 90 - 5 zone a induzione Touch Control
DESCRIPTION 90 cm Space Induction built-in hob - 5 Touch Control zones

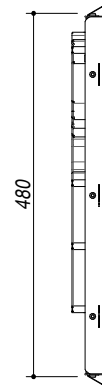
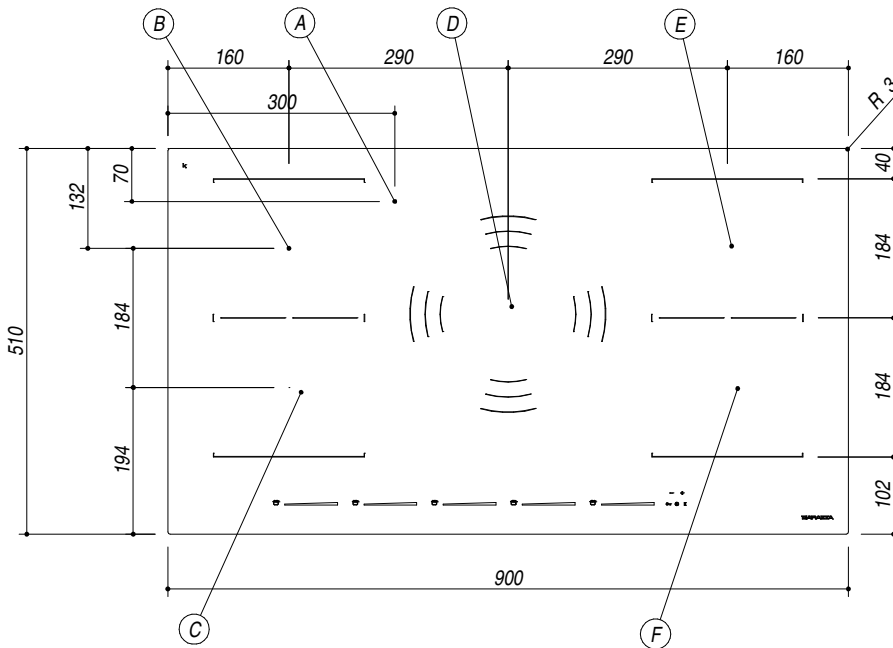
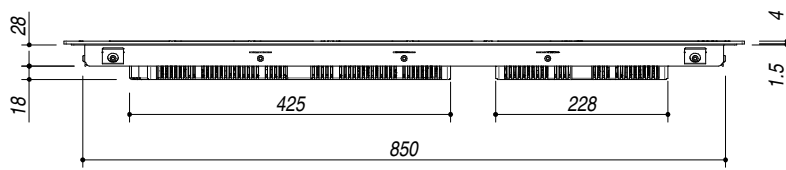
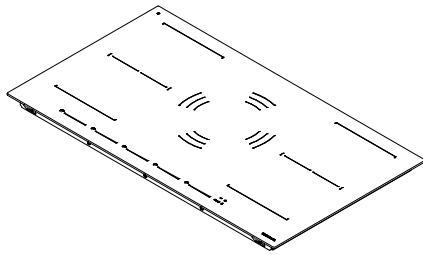
PESO LORDO 18.1 Kg
GROSS WEIGHT

DIMENSIONI IMBALLO 1000x620x130 mm
PACKAGING DIMENSIONS

- (A) **ALLACCIAMENTO ELETTRICO** ELECTRICAL CONNECTION
- (B) **Zona Sinistra Posteriore** (Left-Back side zone): 2.1/3.7 kW
- (C) **Zona Sinistra Frontale** (Left-Frontal zone): 2.1/3.7 kW
- (D) **Zona Centrale** (Central zone): 2.6/5.5 kW
- (E) **Zona Destra Posteriore** (Right-Back side zone): 2.1/3.7 kW
- (F) **Zona Destra Frontale** (Right Frontal): 2.1/3.7 kW

- **Comandi:** Touch Control con multi slider (Touch Control with multi-slider)
- **Funzioni:** Bridge, Booster, riconoscimento automatico delle pentole, richiama, programmatore di fine cottura 1-99', cotture automatiche a tre livelli (Function: Bridge, Booster, automatic pan recognition, pause, reminder, cooking end timer 1-99', automatic cooking on three levels)
- **Dispositivi di sicurezza:** blocco elettronico funzioni per la sicurezza bambini, spia calore residuo allarme traboccamento, spegnimento di sicurezza (Safety devices: electronic child safety block, residual heat indicator, overflow alarm, safety switch-off)
- **Diametro pentola minimo:** Ø 125 mm (Minimum pot diameter: Ø 125 mm)
- **Potenza massima assorbita:** 11.1 kW (Maximum absorbed power: 11.1 kW)
- **Incasso:** 86x49 cm (86x49 cm cut-out)
- **Filotop:** 90.3x51.3 cm (90.3x51.3 cm Flush)

NERO
Black



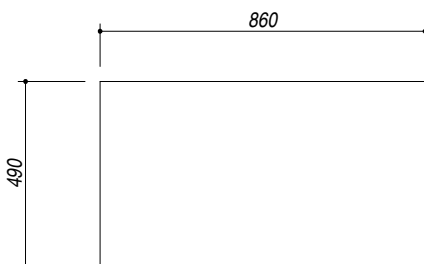
SCALA DISEGNO 1:10
DRAWING SCALE

TUTTE LE MISURE IN mm
ALL MEASURES IN mm

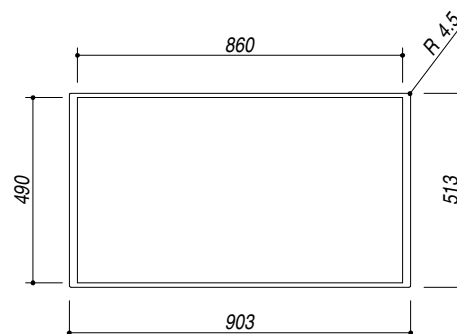
TOLLERANZA LINEARE: ± 0.5 mm
LINEAR TOLERANCE

TOLLERANZA ANGOLARE: ± 0.2 °
ANGULAR TOLERANCE

FORATURA PER INSTALLAZIONE AD INCASSO
BUILT-IN CUTOUT FOR TOP



1:20



ABBASSAMENTO
LOWERING

