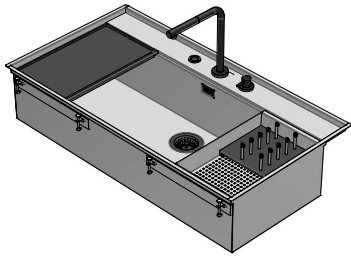


1LFX101NK

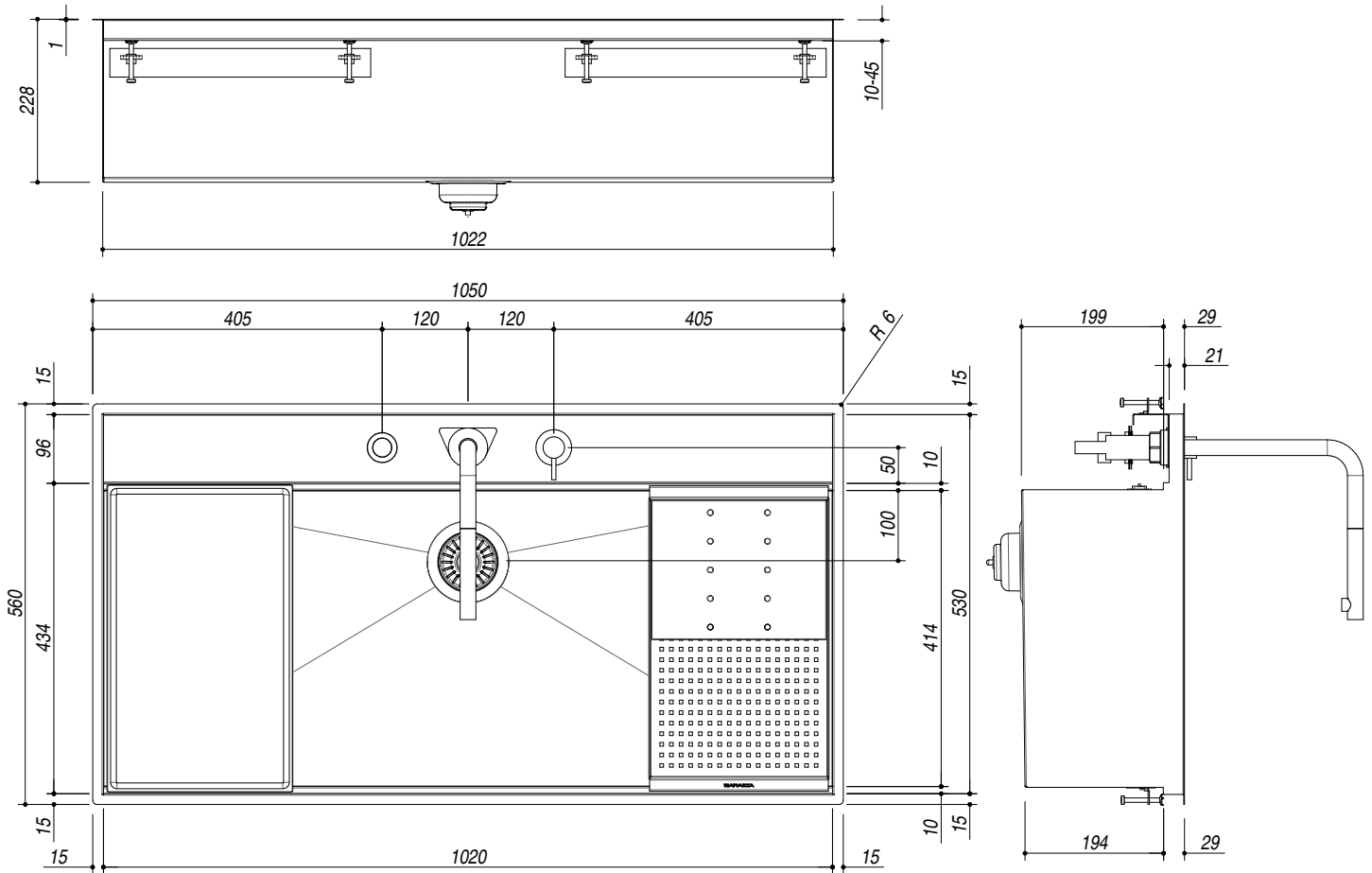
DESCRIZIONE Lavello Flexi Kit incasso e filo 105x56 - 1 vasca con abbassamento + kit accessori e rubinetto
DESCRIPTION 105x56 cm Flexi kit built-in and flush sink - 1 bowl with lowering + accessories kit and tap

PESO LORDO 24 KG
GROSS WEIGHT

DIMENSIONI IMBALLO 1190x690x470 mm
PACKAGING DIMENSIONS



- Vasca Raggio "0" (Bowl with radius "0")
- Acciaio Inox AISI 304 di spessore elevato (AISI 304 Extra thick stainless steel)
- Dimensione vasca: 102x41.4x20.7 h (Bowl dimension: 102x41.4x20.7 h)
- Vasca con abbassamento per scorrimento accessori (bowl with lowering for sliding of accessories)
- Dotazioni pilettoni 3"1/2 Nero, salterello Smart Nero, troppo-pieno nero con scarico perimetrale, tagliere in HPL nero 1TOF26N, coprivasca rettangolare in acciaio inox con scolapiatti in HPL nero 1CIFX, rubinetto miscelatore Soul con comando remoto e doccia estraibile 1RUBSORN.
 (Included: Black 3"1/2 basket strainer waste, Black Smart pop-up plug, Black perimeter overflow, rectangular HPL chopping board, rectangular st. steel cover with black HPL with draining rack 1CIFX, Soul mixer tap with remote control and pull-out spray head 1RUBSORN)
- Foro rubinetto: 3 fori di serie, (mixer tap hole: 3 standard holes)
- Base inserimento vasca: 120 (Base unit for bowl: 120)
- Incasso: 103x54 cm (Built-in: 103x54)
- Filotop: 105.3x56.3 cm (Flush: 105.3x56.3 cm)




SCALA DISEGNO 1:10
DRAWING SCALE

TUTTE LE MISURE IN mm
ALL MEASURES IN mm

TOLLERANZA LINEARE: ± 0.5 mm
LINEAR TOLLERANCE

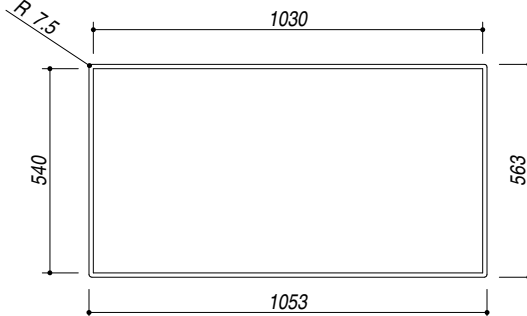
TOLLERANZA ANGOLARE: ± 0.2 °
ANGULAR TOLLERANCE

FORATURA PER INSTALLAZIONE AD INCASSO
BUILT-IN CUTOUT FOR TOP



1:20

FORATURA PER INSTALLAZIONE A FILO
FLUSH CUTOUT FOR TOP



ABBASSAMENTO
LOWERING

