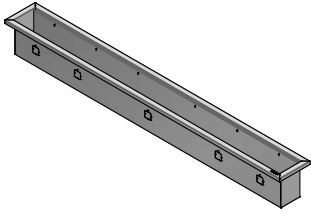


1CIA180

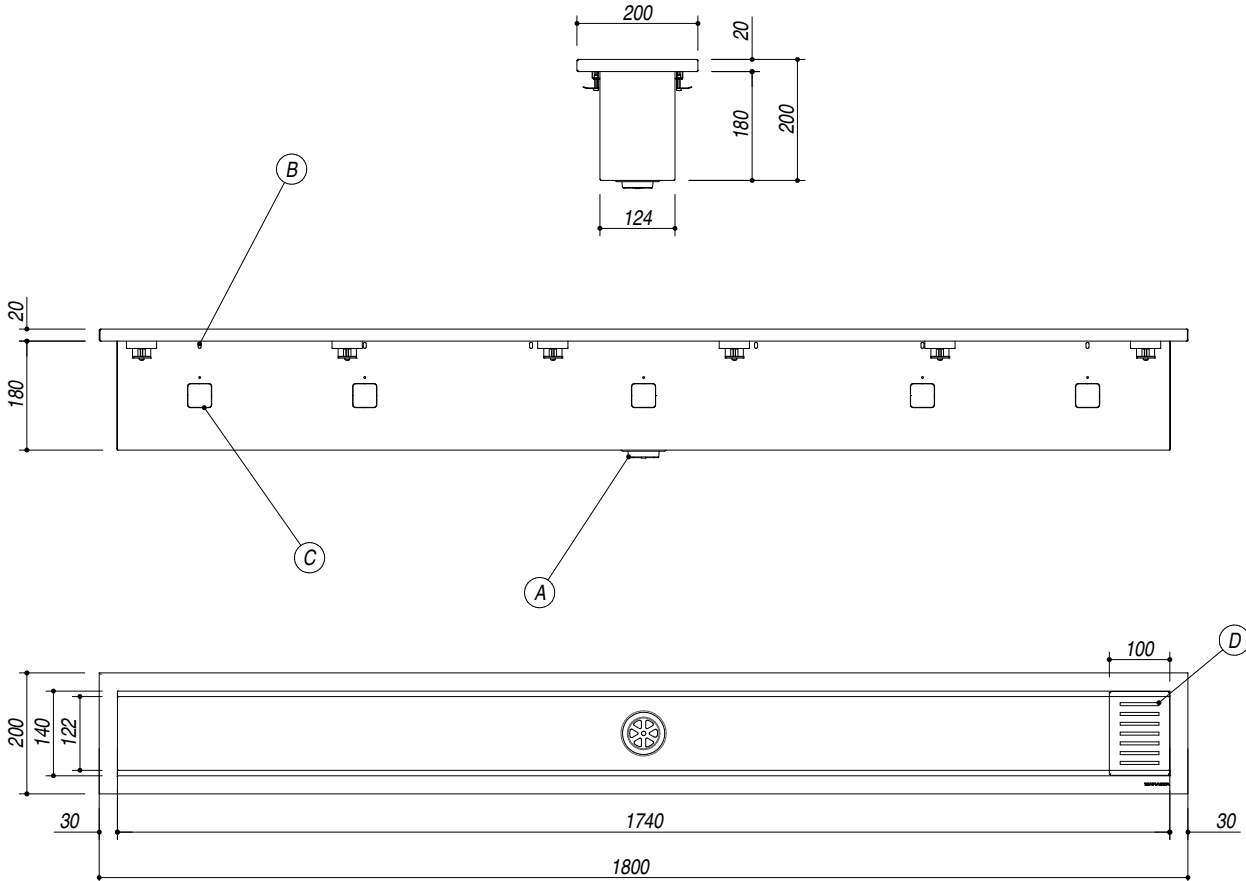
DESCRIZIONE Canale incasso e filo da 180
DESCRIPTION 180 cm built-in and flush channel

PESO LORDO 14 kg
GROSS WEIGHT

DIMENSIONI IMBALLO 240x270x1900 mm
PACKAGING DIMENSIONS



- Vasca con scarico da 2 (Basket strainer waste) (A)
- Fissaggio 1CPP (1CPP fixing) (B)
- Foro passa cavo (Cable hole) (C)
- Predisposizione per l'inserimento di 6 moduli (Preparation for the insertion of 6 modules)
- Acciaio inox di spessore elevato (Thick stainless steel)
- Supporti per fissaggio a parete (Supports for wall mounting)
- In dotazione: ripiano mobile da 10x13.8 cm (Included: movable shelf 10x13.8) (D)
- Incasso: 178x18 cm - a parete 178x19 (Built-in: 178x18 cm - wall 178x19)




SCALA DISEGNO 1:12.5
DRAWING SCALE

TUTTE LE MISURE IN mm
ALL MEASURES IN mm

TOLLERANZA LINEARE: ± 0.5 mm
LINEAR TOLERANCE

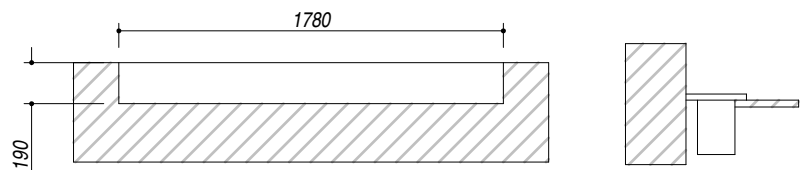
TOLLERANZA ANGOLARE: ± 0.2 °
ANGULAR TOLERANCE

FORATURA PER INSTALLAZIONE AD INCASSO
BUILT-IN CUTOUT FOR TOP



1:35

FORATURA PER INSTALLAZIONE A PARETE
FLUSH CUTOUT FOR WALL



1:35