

LAB FUSION

Combining cooking and washing equipment in customised sizes and finishes, you can obtain original, highly exclusive results. The cooker hood completes the Fusion range, with a shelf that can be made to measure.



Suggested combinations:




Feel page 138
Velvet page 176
Lab page 184



Lab In page 373
Fly Lab page 373
Lab4 page 373
Lowerable B_Free page 385
Flexi page 391
Spring page 391

Examples of Lab Fusion depth 51



Examples of Lab Fusion depth 45.5



Lab Fusion Vintage

This finish is more than just an aesthetic choice. Vintage is a textured, warm and highly practical finish that helps you to experience stainless steel in a completely different way. Beauty without compromising on practicality: the cooking and sink units are aligned on the same level. This allows the pan supports and chopping boards in steel and black HPL to slide along it: a practical feature making everyday cleaning operations easier.



Suggested combinations:



Unique page 108
Velvet Vintage page 182



Steel Shower Vintage page 380
Unique One page 383
Unique Two page 383
Unique Two Shower page 383
Soul page 389



LAB FUSION features

1 Built-in and flush installations

The customised worktop surface can be built-in (with a flat edge) or flush (perfectly aligning it with the top).

2 Sliding chopping boards

The sliding chopping boards in steel or black HPL can be used along the full length of the unit. They are a useful, practical tool both when preparing food and during cooking, according to need.

3 Bowls R. "15" and R. "12"

The bowls are available with radius "15" and "12", with limited depths. With a sophisticated design, this product is also easy to clean.



Lab Fusion Configurator



The Lab Fusion configurator, available online at www.barazzasrl.it, can be used to create your own work surface, with a choice of different hobs and sinks available.

Flush pan supports and integrated burners



The stainless steel or cast iron integrated burners and flush pan supports transform the surface into a never-ending space. In addition it allows you to move your cooking equipment around without having to pick it up, becoming a supporting surface.



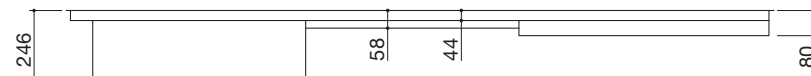
LAB FUSION features

Finish

- Stainless steel AISI 304 with satin finish. Available in vintage finish on request.

Dimension limits

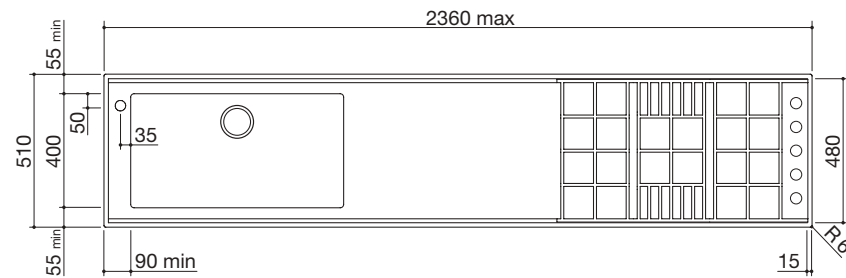
- Maximum length: 236 cm
- Worktop thickness: 0.1 cm
- Overall gas hob height: 8 cm
- Overall induction hob height: 6 cm
- Overall bowl height: 24.6 cm
- Overall worktop height: 5.8 cm
- Outer edge radius: 0.6 cm
- Worktop recess: 4.4 cm



- Minimum distance between hob and bowl: 15 cm
- Minimum distance between two bowls: 7 cm
- Fixed distance between a tap hole centre and bowl side edge: 3.5 cm
- Fixed distance between tap hole centre and bowl back edge: 5 cm

Depth 51 cm

- Minimum distance between side edge and bowl: 5.5 cm
- Minimum distance between side edge and bowl (with tap hole): 9 cm
- Fixed distance from front and back edge to bowls: 5.5 cm
- Perimeter edge: 1.5 cm



Dimensions for cut out

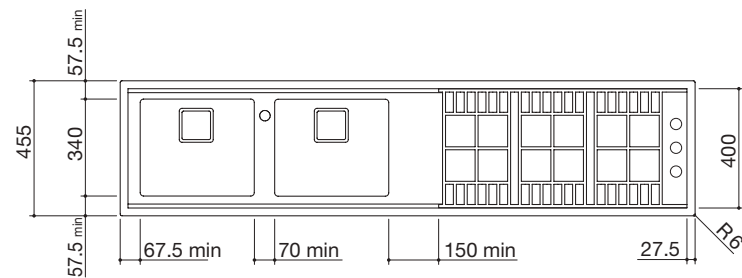
- Depth: 49 cm
- Length: -2 cm of surface dimensions

Dimensions for flush-top lowering

- Lowering: 0.12 cm
- Radius: 0.75 cm
- Depth: 51.3 cm
- Length: +0.3 cm of surface dimensions

Depth 45.5

- Minimum distance between side edge and bowl 50x34: 6.75 cm
- Minimum distance between side edge and bowl 50x34 (with tap hole): 10.25 cm
- Fixed distance from front and back edge to bowls 50x34: 5.75 cm
- Perimeter edge: 2.75 cm



- 6.75 cm
- 10.25 cm
- 5.75 cm
- 2.75 cm

Dimensions for cut out

- Depth: 43.5 cm
- Length: -2 cm of surface dimensions

Dimensions for flush-top lowering

- Lowering: 0.12 cm
- Radius: 0.75 cm
- Depth: 45.8 cm
- Length: +0.3 cm of surface dimensions

During the design stage, check the size of the units (hob, sink, tap) in the base units below.

LAB FUSION products

Hobs for Lab Fusion depth 51

65 cm Lab
4 gas burners
(hob length 58.5)



RH hob, cast iron pan supports and burner caps code **PL4IGD**

RH hob, steel pan supports and cast iron burner caps code **PL4IID**

LH hob, cast iron pan supports and burner caps code **PL4IGS**

LH hob, steel pan supports and cast iron burner caps code **PL4IIS**

90 cm Lab
4 gas burners + double ring
(hob length 84)



RH hob, cast iron pan supports and burner caps code **PL5IGD**

RH hob, steel pan supports and cast iron burner caps code **PL5IID**

LH hob, cast iron pan supports and burner caps code **PL5IGS**

LH hob, steel pan supports and cast iron burner caps code **PL5IIS**

90 cm induction

3 Touch Control zones
(hob length 81.5)



code **PD93I**

120 cm induction

4 Touch Control zones
(hob length 109.5)



code **PD124I**

Hobs for Lab Fusion depth 45.5

90 cm Lab
2 gas burners + double ring
(hob length 84)



RH hob, cast iron pan supports and burner caps code **PL2TIGD**

RH hob, steel pan supports and cast iron burner caps code **PL2TIID**

LH hob, cast iron pan supports and burner caps code **PL2TIGS**

LH hob, steel pan supports and cast iron burner caps code **PL2TIIS**

120 cm Lab
3 gas burners + double ring
(hob length 109.5)



RH hob, cast iron pan supports and burner caps code **PL3TIGD**

RH hob, steel pan supports and cast iron burner caps code **PL3TIID**

LH hob, cast iron pan supports and burner caps code **PL3TIGS**

LH hob, steel pan supports and cast iron burner caps code **PL3TIIS**

LAB FUSION products

Square bowls R. "15" for Lab Fusion depth 51

Accessories: 8 17 20 25 38 39 40 43 45

34x40x19.5 h



code **VXI34**

40x40x19.5 h



code **VXI40**

50x40x19.5 h



code **VXI50**

71x40x19.5 h



code **VXI70**

Square bowls R. "12" for Lab Fusion depth 45.5 **NEW**

50x34x20 h



code **VQRL5034**

70x34x20 h



code **VQRL7034**

Sliding stainless steel chopping board

25-50 cm long



depth 39.6 cm code **TSI40**

depth 47.6 cm code **TSI48**

Workings:

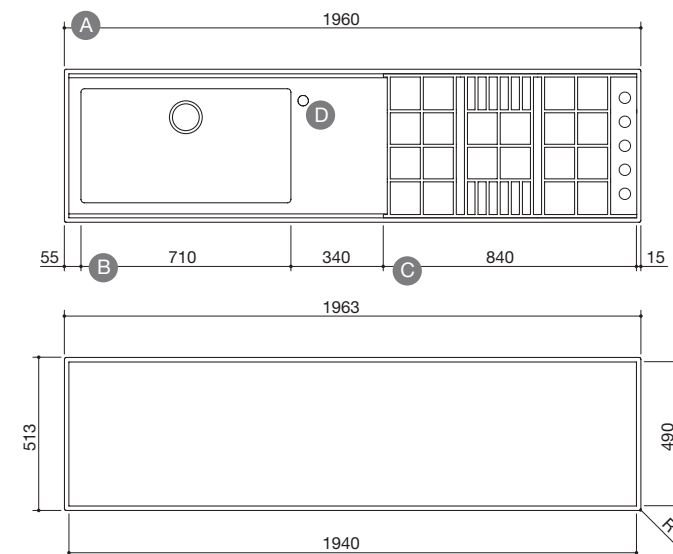
- Stainless steel worktop surface less than or equal to 150 including working costs code **LLF1**
- Stainless steel worktop more than 150 up to 236 including working costs code **LLF2**
- Tap hole diameter 3.5 code **FTR**

Accessories



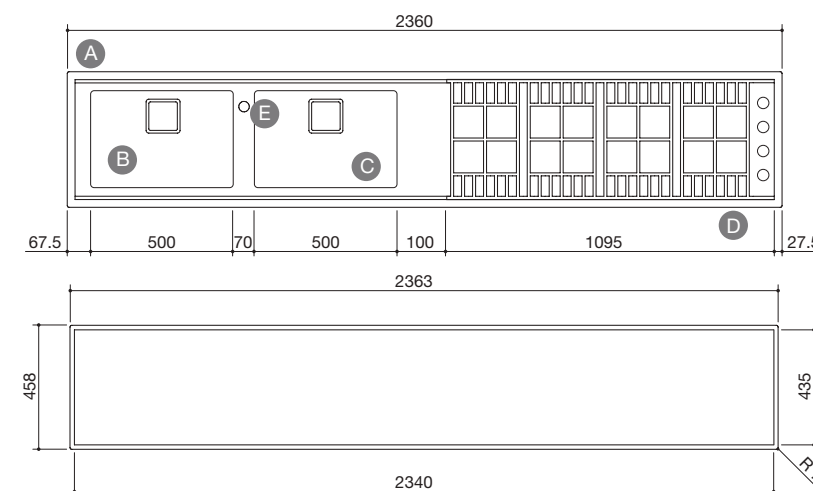
LAB FUSION Examples for price and worktop combination

Composition: stainless steel surface including workings + selected elements + any tap holes



Length 196 Depth 51

- A** Stainless steel worktop more than 150 (up to 236) including working costs code **LLF2**
- B** Bowl R. "15" 71x40x19.5 h code **VXI70**
- C** 90 cm Lab 4 gas burners + double ring RH hob, cast iron pan supports and burner caps code **PL5IGD**
- D** Tap hole diam. 3.5 code **FTR**
- Sliding stainless steel chopping board code **TSI48**
- 194x49 cm cut out
- Flush-top: 196.3x51.3 R 0.75 cm lowering 0.12 cm



Length 236 Depth 45.5

- A** Stainless steel worktop more than 150 (up to 236) including working costs code **LLF2**
- B** Bowl R. "12" 50x34x20 h code **VQRL5034**
- C** Bowl R. "12" 50x34x20 h code **VQRL5034**
- D** 120 cm Lab 3 gas burners + double ring RH hob, cast iron pan supports and burner caps code **PL3TIGD**
- E** Tap hole diam. 3.5 code **FTR**
- 234x43.5 cm cut out
- Flush-top: 236.3x45.8 R 0.75 cm lowering 0.12 cm